

MEP700-T132-GG



N-Type TOPCon-132cell-G12 Dual Glass

0~+5W

Positive Power Tolerance

22.5%

Maximum Efficiency

675-700W

10-30% Additional Power Generation

30 years lifespan brings 10-30% additional power generation

Zero LID

N-type solar cell has no LID naturally which can increase power generation

Lower LCOE

Up to 25% more power generation in bifacial type (depending on Albedo)

Better Weak Light Performance

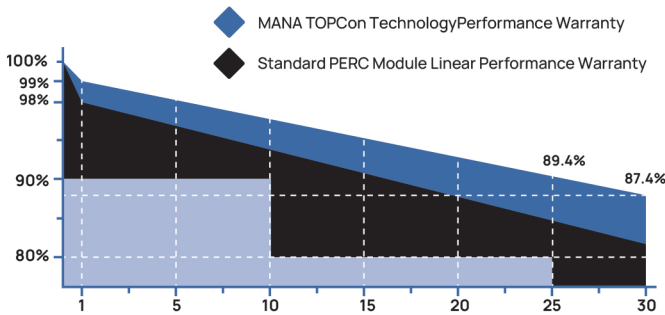
Higher power output even under low-light environment like on cloudy or foggy days

Lower Temperature Coefficient

Better performance of the solar panel in higher temperature environment or hot days

More Weather Resistance

Resistant to harsh environment such as salt, ammonia, sand, high temperature and high humidity area



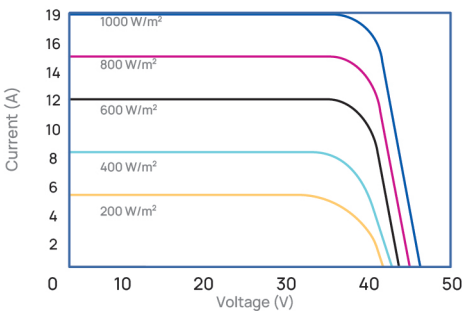
Mana Energy's Certificates

TUV Certificate IEC 61215: 2021
 TUV Certificate IEC 61730: 2016
 TUV Certificate IEC 61730: 2023
 CE Certification (EN 61730:2018)
 UKCA Certification (EN 61730:2018)
 CEBC Certification (IEC 61215: 2021 / IEC 61730: 2023)
 ISO 9001:2015: Quality management system
 ISO 14001:2015: Environmental management system
 ISO 45001:2018: Occupational health and safety management system

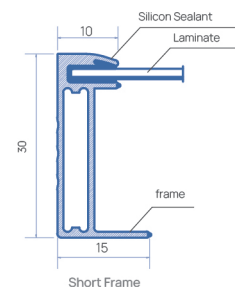
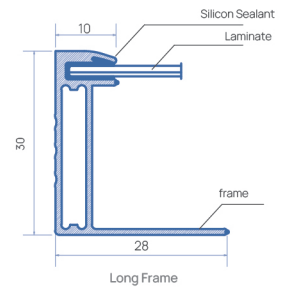

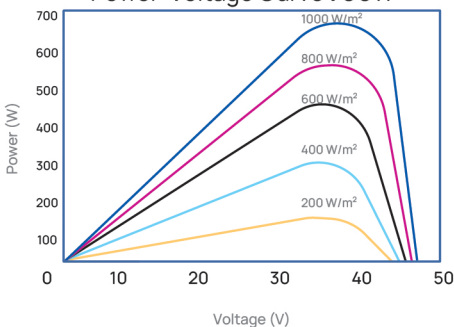


30 YEARS	Performance Warranty	12 YEARS	Product Warranty
--------------------	--------------------------------	--------------------	----------------------------

Current-Voltage Curve 700W



Power-Voltage Curve 700W



Caution

To operate, install and manage Mana Energy Modules, read the installation manual and use carefully.

Observation

This datasheet is subject to change without notice due to continuous improvement of our products. You can find all records of the updates on our website www.manaenergypak.com or by contacting one of our sales staff. Allrights reserved @Mana Energy.



MEP700-T132-GG

Electrical Specificatuin (STC) - Front Side			STC: AM1.5 1000W/m ² 25°C [Test Uncertainty: ±3%]					
Model			MEP 700-T132-GG 675	MEP 700-T132-GG 680	MEP 700-T132-GG 685	MEP 700-T132-GG 690	MEP 700-T132-GG 695	MEP 700-T132-GG 700
Max Power	Pmp	[W]	675	680	685	690	695	700
Max Power Voltage	Vmp	[V]	38.60	38.78	38.96	39.14	39.32	39.50
Max Power Current	Imp	[A]	17.50	17.54	17.59	17.63	17.68	17.73
Open Circuit Voltage	Voc	[V]	46.20	46.38	46.56	46.74	46.92	47.10
Short Circuit Current	Isc	[A]	18.57	18.62	18.67	18.72	18.79	18.82
Efficiency		[%]	21.7	21.9	22.1	22.2	22.4	22.5

Electrical Specificatuin (NMOT) - Front Side			NMOT: 800W/m ² 20°C 1m/s [Test Uncertainty: ±3%]					
Max Power	Pmp	[W]	511	514	518	521	525	528
Max Power Voltage	Vmp	[V]	36.20	36.36	36.52	36.68	36.84	37.00
Max Power Current	Imp	[A]	14.11	14.14	14.18	14.21	14.24	14.28
Open Circuit Voltage	Voc	[V]	44.20	44.36	44.52	44.68	44.84	45.00
Short Circuit Current	Isc	[A]	15.01	15.05	15.09	15.13	15.15	15.17

Bifaciality Power Generation Gain (Regarding 700W as an example)								
Power Gain		[%]	0	5	10	15	20	25
Max Power	Pmp	[W]	700	735	770	805	840	875
Max Power Voltage	Vmp	[V]	39.50	39.54	39.58	39.62	39.66	39.70
Max Power Current	Imp	[A]	17.73	18.59	19.45	20.32	21.18	22.04
Open Circuit Voltage	Voc	[V]	47.10	47.14	47.18	47.22	47.26	47.30
Short Circuit Current	Isc	[A]	18.82	19.68	20.54	21.41	22.27	23.13

Mechanical Data	
Solar Cell	N-Type 210mm × 105mm - [12 × 11]
Module Dimension	2384×1302×30 mm
Weight	38.2kg
Front Cover	Glass - 2mm Semi Tempered AR coated
Back Cover	Glass - 2mm Semi Tempered
Frame	Silver - Anodized Aluminium Alloy
Junction Box	IP68 Rated - 3 Bypass Diodes
Cable	4.0m ² - 300mm

Temperature Ratings				
Temperature Coefficient	Isc	α	[%/°C]	+0.046
Temperature Coefficient	Voc	β	[%/°C]	-0.25
Temperature Coefficient	Pmax	γ	[%/°C]	-0.30
Nominal Module Operating Temperature	NMOT		[°C]	43±2

Operating Properties	
Max System Voltage	1500V
Max System Fuse Rating	30 A
Operational Temperature	-40 to +85 °C
BifacialityTolerance	±5%
Bifaciality=Pmaxrear/Pmaxfront (STC)	80%

Packaging Information	
# Module Per Pallet	35
# Pallet per 45'HC Container	20
# Pallet per 40'HC Container	10
# PCs per Container 40'HC	350
Pallet Weight (kg)	1335